

1) Sensing surface 2) Data carrier 3) Clear zone 4) Clear zone surrounding 5) Tightening torque



Display/Operation

Function indicator	COM field, LED yellow RF field, LED red Power (ON), LED green
--------------------	---

Electrical connection

Connection	M12x1 connector, 8-pin
------------	------------------------

Electrical data

Current consumption max. at 24 V DC	150 mA
EN 300330-1	Power Class 5
Operating voltage U_b	10...30 VDC
Residual ripple max.	included

Environmental conditions

Ambient temperature	-20...50 °C
Continuous shock load	yes
EN 60068-2-27, Shock	yes
EN 60068-2-32 Free fall	yes

EN 60068-2-6, Vibration	yes
Protection degree	IP67
Storage temperature	-20...70 °C

General data

Antenna type	round
Approval/Conformity	CE UL-FILE E227256, Vol.X1, BIS Size 1, Cl. A
EN 55011	

Material

Housing material	PC, with PU potting
------------------	---------------------

Mechanical data

Application weight	66.00 g
Dimension	40 x 24 x 56 mm
Installation	with clear zone (in steel)

Output/Interface

Interface	RS232
-----------	-------

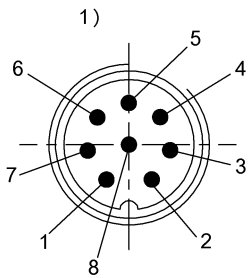
HF (13.56 MHz)

BIS M-410-068-001-00-S115

Ordercode: BIS00W2

BALLUFF

Connector view



X1

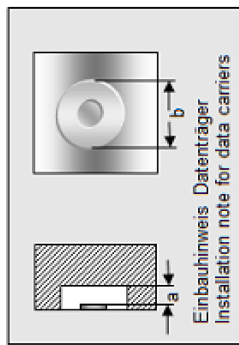
2)

1	10-30VDC
2	0VDC
3	n.c.
4	n.c.
5	n.c.
6	RX
7	TX
8	COM

- 1) View towards connector
2) Connector 8-pin/ Function

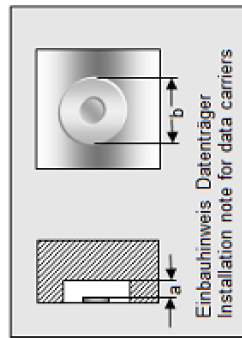
BIS M-410-__

	BIS M-130-03/L	BIS M-130-07/L	BIS M-131-10/L	BIS M-132-03/L	BIS M-132-03/L-HT
passende Datenträger Appropriate data carriers					
Abstand Datenträger zu Metall in mm (a) Data carrier distance to metal in mm	>10	>10	>10	>25	>25
Freizone Datenträger in mm (b) Data carrier clear zone in mm	>60	>60	>60	>100	>100
Schreibabstand in mm Write distance in mm	0-17	0-12	0-5	0-48	0-40
Leseabstand in mm Read distance in mm	0-17	0-12	0-5	0-48	0-40
Versatz in mm bei Abstand von	0 ±15	±12	±10	±30	±25
	2 ±15	±12	±10	±30	±25
	4 ±15	±12	±7,5	±30	±25
	5 ±15	±12	±5	±30	±25
	10 ±14	±10		±30	±25
	12 ±12	±5		±25	±20
	15 ±12			±25	±20
	17 ±7			±25	±20
	20			±25	±20
	25			±25	±20
	30			±25	±20
	35			±20	±12
	40			±20	±12
	45			±12	
	48			±12	
	75				
	80				
	85				
	90				
	95				
	100				



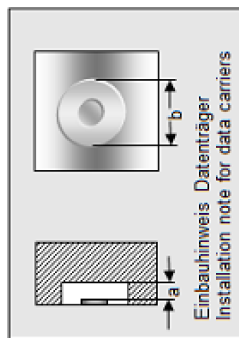
BIS M-410-__

	BIS M-132-10/L	BIS M-132-10/L- HT	BIS M-133-02/A	BIS M-134-10/L	BIS M-134-10/L- HT
passende Datenträger Appropriate data carriers					
Abstand Datenträger zu Metall in mm (a) Data carrier distance to metal in mm	>25	>25	>25	>50	>50
Freizone Datenträger in mm (b) Data carrier clear zone in mm	>100	>100	>100	>150	>150
Schreibabstand in mm Write distance in mm	0-15	0-15	0-32	0-32	0-36
Leseabstand in mm Read distance in mm	0-15	0-15	0-32	0-32	0-36
Versatz in mm bei Abstand von	0 ±15	±15	±20	±22	±25
	5 ±15	±15	±20	±22	±25
	10 ±12	±12	±20	±22	±25
	15 ±8	±8	±16	±20	±25
Offset in mm at distance	20 ±16	±16	±16	±20	±25
	25 ±10	±10	±10	±12	±20
	30 ±12	±12	±8	±12	±12
	32 ±8	±8		±8	±12
	36				
	40				
	45				
	50				
	55				
	60				
	65				
	68				
	75				
	80				
	85				
	90				
	95				



BIS M-410-__

	BIS M-135-02/L	BIS M-135-03/L	BIS M-135-03/L- HT	BIS M-135-07/L	BIS M-135-07/L- HT
passende Datenträger Appropriate data carriers					
Abstand Datenträger zu Metall in mm (a) Data carrier distance to metal in mm	>50	>50	>50	>50	>50
Freizone Datenträger in mm (b) Data carrier clear zone in mm	>150	>150	>150	>150	>150
Schreibabstand in mm Write distance in mm	0-60	0-68	0-70	23-46	23-46
Leseabstand in mm Read distance in mm	0-60	0-68	0-70	23-46	23-46
Versatz in mm bei Abstand von	0 ±35 5 ±35 10 ±35 15 ±35 20 ±35 23 ±30 30 ±30 32 ±30 35 ±30 40 ±30 46 ±24 50 ±24 55 ±16 60 ±16	±40 ±40 ±40 ±40 ±40 ±40 ±40 ±40 ±32 ±32 ±32 ±32 ±32 ±32 ±32 ±32 ±32 ±32 ±24 ±24 ±18 ±18 ±18 ±10	±44 ±44 ±44 ±44 ±44 ±44 ±32 ±32 ±32 ±32 ±32 ±25 ±15 ±15	±24 ±24 ±18 ±18 ±18 ±10	±24 ±24 ±18 ±18 ±10
Offset in mm at distance					
	80				
	85				
	90				
	95				



HF (13.56 MHz)

BIS M-410-068-001-00-S115

Ordercode: BIS00W2

BALLUFF

BIS M-410-__

passende Datenträger Appropriate data carriers	BIS M-108-02/L
Abstand Datenträger zu Metall in mm (a) Data carrier distance to metal in mm	>25
Freizone Datenträger in mm (b) Data carrier clear zone in mm	>120
Schreibabstand in mm Write distance in mm	0-40
Leseabstand in mm Read distance in mm	0-40
Versatz in mm bei Abstand von	0 ±22
	5 ±22
	10 ±22
	15 ±22
	20 ±22
	25 ±20
	30 ±20
	35 ±20
	40 ±10
	45
	50
	55
	60
	65
	70
	75
	80
	85
	90
	95
	100

Offset in mm
at distance

